
Traditional Steel COLLECTION



Legendary performance and durability at a great value.

The Genuine. The Original.

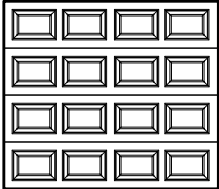


Door Designs

Select your Door Panel Style and Color

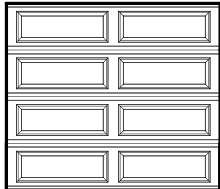
1 Choose a Panel Style and Model

Standard Panel (SP)




Models 1400, 1440, 1500, 1540

Long Panel (LP)



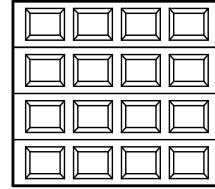
Models 1400, 1440, 1500, 1540

Vertical Short (VS)



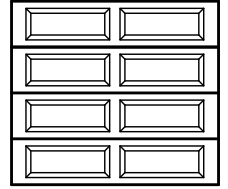
Models 1400, 1440, 1500, 1540

Standard Panel (SP)




Model 1600

Long Panel (LP)



Model 1600

MODELS	1400	1440	1500	1540	1600
Polystyrene Insulation			●	●	●
U-factor ¹ 			*	*	0.23
R-value ²			7.4	7.4	9.8
Heavy-duty Steel		●		●	
Backing			Vinyl	Vinyl	Steel
Warranty	15-Year Limited	Limited Lifetime	20-Year Limited	Limited Lifetime	Limited Lifetime

* This model has not been tested for U-factor

1 - U-factor is independently tested and verified per ANSI/DASMA 105 using solid doors and specific product sizes.


2 - R-value is a measure of thermal efficiency. The higher the R-value the greater the insulating properties of the door. Overhead Door Corporation uses a calculated door section R-value for our insulated doors.

2 Choose a Color


Standard Finishes




White




Almond



Desert Tan




Taupe/Sandstone[†]




Brown

Textured Wood Grain Finishes^{††}



Walnut



Mission Oak

Actual colors may vary from brochure due to fluctuations in the printing process. **Always request a color sample from your Overhead Door™ Distributor for accurate color matching before ordering your door.** To custom paint your door see painting instructions in the owner's manual.

[†] Called Sandstone on Model 1600.

^{††} Only available on Models 1400 and 1500 and features a uni-directional pattern.

Traditional Steel COLLECTION
Decorative Accents

Customize your Door with Windows

3 Choose a Window Style

Available on **Standard** and **Vertical Short Panels**



Clear Short



Madison 1



Stockbridge 1 (3-Lite)†



Williamsburg 1 (4 piece)



Ashton 1



Prairie 1



Stockford 1



Williamsburg 1 (8 piece) Double car doors only



Cascade 1



Ruston 1



Stockton 1 (4-Lite)



Cathedral 1



Sherwood 1



Waterton 1



Winston 1 (4 piece)

Available on **Long Panel** and **Vertical Short Panel** (Long panel window option and trim not available on Model 1600 SP).



Clear Long**



Madison 2†



Somerton 2**



Stockton 2 (4-Lite)†



Williamsburg 2 (2 piece)



Wyndbridge 2**



Ashton 2**



Prairie 2



Stockbridge 2 (3-Lite)



Stockton 2 (10-Lite)†



Stockton 2 (12-Lite) 1600 LP only



Cascade 2



Ruston 2



Stockford 2**



Stockton 2 (6-Lite)



Williamsburg 2 (4 piece)



Cathedral 2



Sherwood 2



Stockton 2 (8-Lite Arch)**



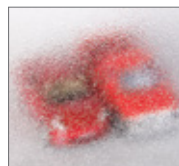
Waterton 2

** Limited availability depending on door size † Not available on 1600

Choose a Glass Type



Clear (Standard)



Obscure

Optional Glass

- Solar bronze – UV protection (Model 1600 SP)
- High velocity impact glass – Security option (Not available on Model 1600 LP)
- Insulated glass – Thermal efficiency (Model 1600 SP)

Actual glass may vary from brochure photos due to fluctuations in the printing process. Check with your Overhead Door™ Distributor for details and to view a glass sample.

Decorative Accents

Customize your Door with Decorative Hardware

4 Choose Your Decorative Hardware



Arrow



Aspen



Barcelona



Bean



Conifer



Fleur De Lis



Spear

5 Choose your Opener



Be sure to ask about our complete line of Overhead Door® garage door openers. Powerful, quiet and durable, these garage door openers are designed for performance, safety and convenience. Your Overhead Door™ Distributor will help you choose the opener that best suits your door and preferences.



Model 1500 7' high, Long panel, Brown finish

Performance, Durability and Value

Door Construction

The Traditional Steel Collection combines the long-lasting performance of high quality steel with the elegance of clean lines and classic designs. Whether you want to create a subtle statement or a bolder one, our wide assortment of neutral tones will complement the architectural details of your home.




Durable Finish

Hot-dipped galvanized steel with two coats of baked-on polyester paint provides a clean look and durable finish. The embossed wood grain texture adds beauty and sophistication.

WindStorm™ Wind Load-rated System

Available on select products to meet regulations for a variety of wind speeds, including hurricane-force winds, and meet the most stringent local building codes.



Bottom Weatherseal

This bulb-type bottom weatherseal guards against wind and rain while providing a cushion when closing.

Reinforced Door Construction

Door is reinforced for maximum strength and durability.



Overhead Door™ Brand participates in the DASMA Thermal Performance Verification Program. The program verifies the thermal performance of sectional garage doors. The lower the U-factor rating, the better the thermal performance.



Symbol indicates verified U-factor rating in accordance with the DASMA Thermal Performance Verification Program.



Image above: Model 1500 7' high, Vertical Short panel, Desert Tan finish, decorative hardware
Cover image: Model 1500 7' high, Vertical Short panel, White finish, Stockbridge 2 (3-Lite) windows, decorative hardware

Transform Your Home with the DoorView® Visualization Tool.

Go to overheaddoor.com to try our online interactive software tool that lets you visualize what your home would look like with a new Overhead Door™ garage door. Contact your local Overhead Door™ Distributor for more information and to receive a quote.



BEFORE



AFTER

Model 1500 7' high, Long panel, Mission Oak finish, Clear Long windows

The Genuine. The Original.

Since 1921, Overhead Door Corporation has not only raised the standards of excellence for the industry – we’ve created them. We created the first sectional garage door in 1921 and the first electric garage door opener in 1926.

Today, our network of over 400 Overhead Door™ Distributors are still leading the way with innovative solutions and unmatched installation, service and support. So look for the Red Ribbon. It’s your guarantee that you’re getting the genuine, the original Overhead Door™ products and services.

SOLD AND DISTRIBUTED BY:



The Genuine. The Original.



2501 S. State Hwy. 121 Bus., Suite 200, Lewisville, TX 75067
1-800-929-DOOR • sales@overheaddoor.com
www.overheaddoor.com