
Thermacore[®] COLLECTION



Premium insulated garage doors deliver maximum thermal efficiency and design flexibility.

The Genuine. The Original.



Model 5740 8' high, Vertical Short panel, Gray finish, Wynbridge 2 windows



The Thermacore® Collection keeps design in mind and adds comfort to your home by providing protection from air infiltration and temperature changes.



Image above: Model 5740 7' high, Microgroove Panel, Dark Bronze finish, Vertical Double Narrow windows
Cover image: Model 5740, Flush Panel, Carbon Oak Plank finish, Clear Long windows

Built Better from the Inside Out

Door Construction

Thermacore® Collection steel garage doors feature premium insulation construction and design which provides maximum thermal efficiency and reduced air infiltration for your garage space. This durable line of garage doors gives you many years of reliable operation while providing comfort and beauty to your home, even in extreme climates.




Thermacore® Construction

Foamed-in-place, CFC-free polyurethane insulation sandwiched between two layers of corrosion-resistant steel helps control costly heat loss and gain.



Durable Finish

Interior-side hot-dipped galvanized steel backing, with two coats of baked-on polyester paint, provides strength and a finished, clean appearance.




Thermal Seals

Innovative in-between section thermal seals provide an air infiltration rating as low as .08 cfm and help to provide superior resistance to the elements.

Multiple Surface Options




Embossed wood grain adds beauty, sophistication and durability.



Microgroove waved pattern creates a striking light effect.



Smooth, non-textured surface gives a modern look.



Pebble grain embossement creates an appealing pattern texture.




Bottom Weatherseal

This bulb-type weatherseal guards against wind and rain while providing a cushion when closing.

Wind Load Options

Models 5740 and 5760 are FBC approved and will provide added protection to your home during high wind events, including hurricane-force winds.



MODELS	5720	5740	5760
Polyurethane insulation	•	•	•
U-factor ¹	0.20	0.15	0.10
R-value ²	9.31	12.76	17.5
Steel backing	•	•	•
Steel gauge	28 ga.	28 ga.	28 ga.
Door thickness	1"	1.4"	2"
Warranty [†]	20-Year Limited	Limited Lifetime	Limited Lifetime

Overhead Door™ Brand participates in the DASMA Thermal Performance Verification Program. The program verifies the thermal performance of sectional garage doors. The lower the U-factor rating, the better the thermal performance.



Symbol indicates verified U-factor rating in accordance with the DASMA Thermal Performance Verification Program.

† See full text of warranty for details. 1 - U-factor is independently tested and verified per ANSI/DASMA 105 using solid doors and specific product sizes.

2 - Overhead Door Corporation uses a calculated door section R-value for our insulated doors.



Model 5740, Standard Panel, Golden Oak finish

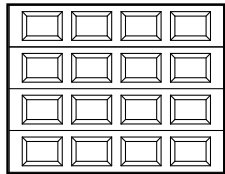
Thermacore® COLLECTION
Door Designs

Select your Door Panel Style and Color

1 Choose a Panel Style and Model


Doors shown are 7' tall. The number of sections on 8' doors may vary.

Standard Panel (SP)



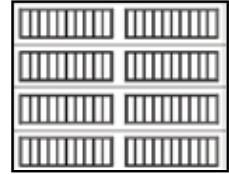
Models 5720, 5740, 5760

Vertical Short (VS)



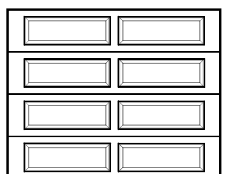
Models 5720, 5740, 5760

Vertical Long (VL)




Model 5740

Long Panel (LP)




Models 5720, 5740, 5760

Flush Panel (FP)



Models 5720, 5740, 5760


Microgroove (MG)




Model 5740

2 Choose a Color

Painted Finishes (standard)



White




Almond



Desert Tan



Sandstone



Terra Bronze



Brown



Forest Green




Gray



Black

Textured Wood Grain Finishes



Golden Oak




Walnut



Mission Oak


Modern Metallic Finishes (shown on Microgroove panel)



Silver



Dark Bronze



Black Frost

Artisan Wood Grain™ Finishes



Beachwood Plank



Cedar Plank



Medium Oak Plank



Carbon Oak Plank

Actual colors may vary from brochure due to fluctuations in the printing process. Always request a color sample from your Distributor for accurate color matching before ordering your door.

Thermacore® COLLECTION
Door Designs

Color Options by Panel Style

		STANDARD			VERTICAL SHORT			VERTICAL LONG	LONG			FLUSH			MICRO-GROOVE
		5720	5740	5760	5720	5740	5760	5740	5720	5740	5760	5720	5740	5760	5740
Painted Finishes on Wood Grain Texture	White	•	•	•	•	•	•	•	•	•	•	•	•	•	
	Almond	•	•	•	•	•	•	•	•	•	•	•	•	•	
	Desert Tan	•	•	•	•	•	•	•	•	•	•	•	•	•	
	Sandstone	•	•	•	•	•	•	•	•	•	•	•	•	•	
	Terra Bronze		•			•		•		•			•		
	Brown		•	•		•	•	•		•	•		•	•	
	Forest Green		•			•		•		•			•		
	Gray		•			•		•		•			•		
	Black		•	•		•	•	•		•	•		•	•	
	Wood Grain Finishes on Pebble Grain Texture	Golden Oak		•	•		•	•	•		•	•			
Walnut			•	•		•	•	•		•	•				
Mission Oak			•	•		•	•	•		•	•				
Modern Metallic Finishes on Smooth or Microgroove Texture	Silver											•		•	
	Dark Bronze											•		•	
	Black Frost											•		•	
Artisan Wood Grain™ Finishes on Stucco Texture	Beachwood Plank											•			
	Cedar Plank											•			
	Medium Oak Plank											•			
	Carbon Oak Plank											•			

Thermacore® COLLECTION
Decorative Accents

Customize your Door with Windows

3 Choose a Window Style

Available on **Standard, Flush** and **Vertical Short** Panels



Clear Short



Ashton 1



Cascade 1



Cathedral 1



Madison 1



Prairie 1



Ruston 1



Sherwood 1



Stockford 1



Stockton 1



Waterton 1



Williamsburg 1 (4pc)



Winston 1



Williamsburg 1 (8pc)

Available on **Long, Flush, Vertical Long** and **Vertical Short** Panels



Clear Long



Ashton 2



Cathedral 2



Cascade 2



Prairie 2



Ruston 2



Sherwood 2



Somerton 2



Stockbridge 2 3-Lite



Stockbridge 2 4-Lite



Stockford 2



Stockton 2 4-Lite



Stockton 2 6-Lite



Stockton 2 8-Lite



Stockton 2 8-Lite Arch



Stockton 2 12-Lite



Waterton 2



Williamsburg 2



Wyndbridge 2



Williamsburg 2 (4 pc)

Carriage Style Window Trim. Available on **Model 5740, Standard and **Flush** Panels Only.**



Stockbridge



Stockton



Stockton Arch



Somerton



Wyndbridge Arch

Available on **Flush** and **Microgroove** Panels in **Modern Metallic** Finishes and **Flush** Panels in **Artisan Wood Grain™** Finishes Only.

Modern Metallic finishes cannot be paired with other window options.



Narrow



Double Narrow

Thermacore® COLLECTION
Decorative Accents

Customize your Door with Windows and Decorative Hardware

Optional Window Placement

Vertical Window Option
 (Left or right)



Flush panel, Clear Long Windows

All Window Option
 (Flush panel only)



Flush panel, Clear Long windows

Vertical or Horizontal Option
 (Left or right)



Microgroove panel, Double Narrow windows


Windows may be arranged vertically or horizontally on the Models 5740 and 5760. Windows must be Clear Short, Clear Long or Narrow. Windows placed in the bottom section of a door must have DSB 1/8", tempered, or 1/2" insulated glass.

Choose a Glass Type

All windows come standard with double strength glass. In addition, the Thermacore® Collection offers an array of choices, including:



Clear



Obscure



Satin Etched



Gray Tint



Green Tint



Bronze Tint

Actual glass may vary from brochure photos due to fluctuations in the printing process. Check with your Overhead Door™ Distributor to view a glass sample.

4 Choose your Decorative Hardware



Arrow



Aspen



Barcelona



Bean



Conifer




Fleur De Lis



Spear

5 Choose your Opener



Be sure to ask about our complete line of Overhead Door® garage door openers. Powerful, quiet and durable, these garage door openers are designed for performance, safety and convenience. Your Overhead Door™ Distributor will help you choose the opener that best suits your door and preferences.

Transform Your Home with the DoorView® Visualization Tool.

Go to overheaddoor.com to try our online interactive software tool that lets you visualize what your home would look like with a new Overhead Door™ garage door. Contact your local Overhead Door™ Distributor for more information and to receive a quote.



BEFORE



AFTER

Model 5740 7' high, Flush Panel, Terra Bronze finish, vertical Clear Long windows

The Genuine. The Original.

Since 1921, Overhead Door Corporation has not only raised the standards of excellence for the industry – we've created them. We created the first sectional garage door in 1921 and the first electric garage door opener in 1926.

Today, our network of over 400 Overhead Door™ Distributors are still leading the way with innovative solutions and unmatched installation, service and support. So look for the Red Ribbon. It's your guarantee that you're getting the genuine, the original Overhead Door™ products and services.

SOLD AND DISTRIBUTED BY:



The Genuine. The Original.



2501 S. State Hwy. 121 Bus., Suite 200, Lewisville, TX 75067
1-800-929-DOOR • sales@overheaddoor.com
overheaddoor.com