

# NOVA TECHNOLOGY™

... YOUR PARTNER IN  
LOADING DOCK SAFETY AND EFFICIENCY SOLUTIONS



**NOVA TRUCK LOCK™ VEHICLE RESTRAINTS**

# NOVA TRUCK LOCK™



## THE ONLY VEHICLE RESTRAINT WITH A LIFETIME WARRANTY

The NOVA Truck Lock™ Vehicle Restraint features a high-visibility vertical barrier that can withstand a pullout force of over 30,000-pounds. Its versatile, no-contact design secures a wide range of trucks, containers and trailers.

The Truck Lock™ increases safety at the dock by preventing accidental trailer separation and communicating effectively with truck drivers and dock attendants.



## **LOWEST TOTAL COST OF OWNERSHIP**

- Lifetime warranty - the longest warranty in the industry
- Low-maintenance design with few moving parts
- Economical manual or pneumatic operation

## **EXCEPTIONAL VERSATILITY**

- Secures a wide range of trucks, including lift gates, intermodal shipping containers, standard trailers and RIG bars
- Installs at nontraditional dock types
- Available in cast-in or flange (bolt-in) models
- Choice of 7 1/2-inch (low profile series) or 10-inch (350 series) retracted height

## **ROBUST PERFORMANCE & DURABILITY**

- All activation components are **INSIDE** the building, not exposed to weather
- Ram bar yield strength of 100,000-pounds
- Withstands 30,000-pounds of pull-away force
- Corrosion-resistant zinc plating

## **LOW ENVIRONMENTAL IMPACT**

- Prevents damage to dock walls and trucks
- Restraint lubricating fluid is non-toxic and biodegradable

## **SAFETY**

- Includes a full communication package
- Built-in audible alarm warns of unsafe conditions

**1-800-236-7325**  
[www.novalocks.com](http://www.novalocks.com)

# NOVA TRUCK LOCK™ 350 SERIES

## CAST-IN STYLE

Embeds into the concrete drive to provide years of trouble-free service without any damage to the building.



## FLANGE STYLE

Anchors into the concrete drive to provide years of trouble-free service without any damage to the building. This style also allows for easier movement to other dock positions in the event of required location changes.



## FEATURES

- Lifetime warranty - longest warranty in the industry
- 10-inch retracted height
- Non-impact design
- Manual or powered versions
- LED inside and outside light communication package
- Withstands over 30,000-pounds of pull-away force
- Ram bar yield strength of 100,000 PSI
- Corrosion-resistant zinc plating
- All activation components mounted inside the building
- Low-maintenance design with very few moving parts
- Installs at nontraditional dock types
- Small footprint

## OPTIONS:


- Compressor/wall bracket
- Truck sensor
- IntelliDock Combination control box (powered versions only)
- Interlock with leveler or door
- Open dock stanchion
- Metal building mount kit
- Rebar Installation Kit for asphalt or non-concrete approach applications (cast-in style housing only)
- Swivel brackets for unique applications

# NOVA TRUCK LOCK™ LOW PROFILE SERIES




## CAST-IN STYLE

Embeds into the concrete drive to provide years of trouble-free service without any damage to the building.



## FLANGE STYLE

Anchors into the concrete drive to provide years of trouble-free service without any damage to the building. This style also allows for easier movement to other dock positions in the event of required location changes.



## FEATURES

- Lifetime warranty - longest warranty in the industry
- 7 1/2-inch retracted height for use with lift gate and steep decline approach
- Non-impact design
- Manual or powered versions
- LED inside and outside light communication package
- Withstands over 30,000-pounds of pull-away force
- Ram bar yield strength of 100,000 PSI
- Corrosion-resistant zinc plating
- All activation components mounted inside the building
- Low-maintenance design with very few moving parts
- Installs at nontraditional dock types
- Small footprint

## OPTIONS:

- Compressor/wall bracket
- Truck sensor
- IntelliDock Combination control box (powered versions only)
- Interlock with leveler or door
- Open dock stanchion
- Metal building mount kit
- Rebar Installation Kit for asphalt or non-concrete approach applications (cast-in style housing only)
- Swivel brackets for unique applications

**1-800-236-7325**  
[www.novalocks.com](http://www.novalocks.com)

# NOVA TRUCK LOCK™ ACCESSORIES

## COMPRESSOR

Oil-free air compressor requires little to no maintenance and can operate up to 15 vehicle restraints within 300-feet.

## CONCRETE HOLE FORM-NEW CONSTRUCTION

For new constructions, a hole form can be positioned prior to pouring the concrete for the dock approach.

## CONSOLE SUPPORT-METAL BUILDING

Use in a non-structural area of metal building wall. Anchors to floor for optimal placement.

## CONSOLE SUPPORT-OPEN DOCK (STANCHION) KIT

Use where there are no walls to attach console. Mounts to edge of dock face.

## INTERLOCK-DOCK DOOR OR LEVELER

Creates a safe order of operations by cutting power to the overhead door or powered leveler until the restraint is raised.

## REBAR INSTALLATION KIT

Use when installing lock in asphalt or other non-concrete approaches.

## SENSOR SWITCH KIT

Sensor Wand activates when contacted by a RIG, indicating a truck is present.

## SWIVEL BRACKETS

Use to guide truck lock cabling around corners or up curb on the dock wall. Multiple configurations can be used in a variety of combinations:

- Upper Pulley Swivel Bracket 41-3-912
- Lower Pulley Swivel Bracket 41-3-908
- 180° to 270° Swivel Bracket 41-3-903
- 90° to 180° Swivel Bracket 41-3-906

## COMMUNICATION

Audible alarm alerts the dock attendant to potentially unsafe conditions

Outside signal lights and control box LED Lights relay the restraint status



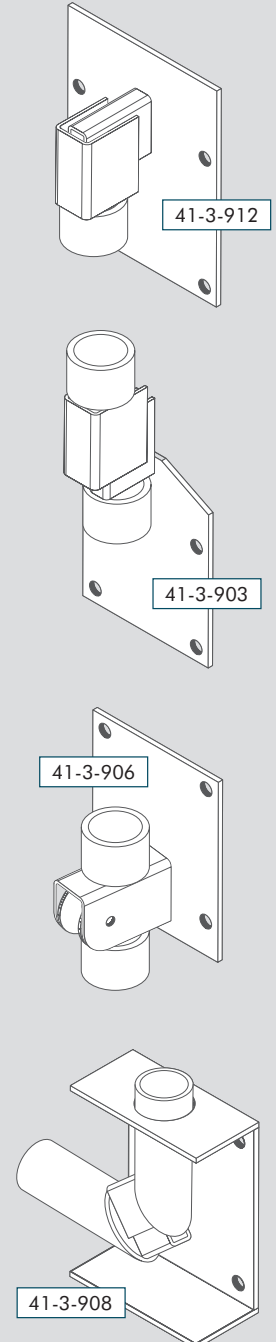
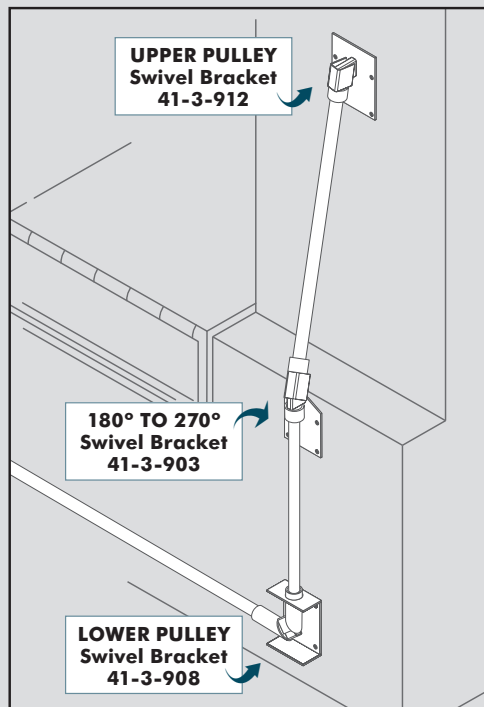
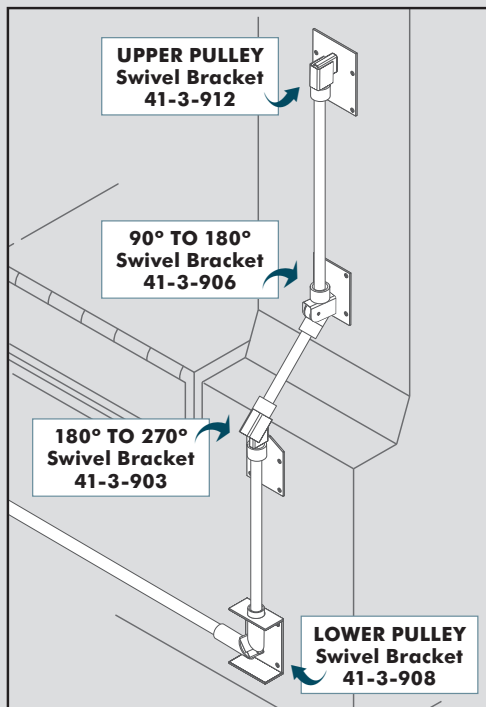
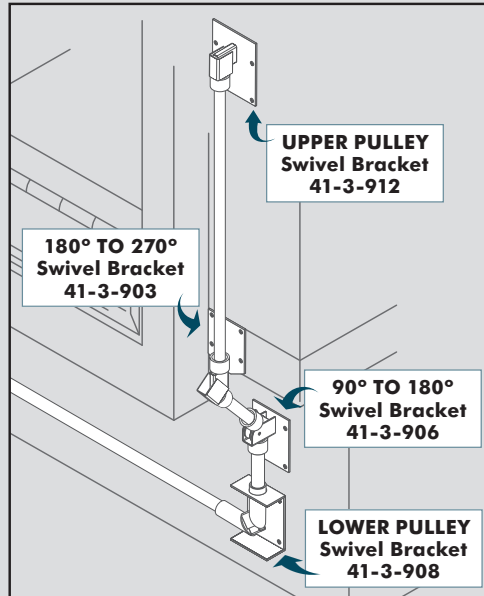
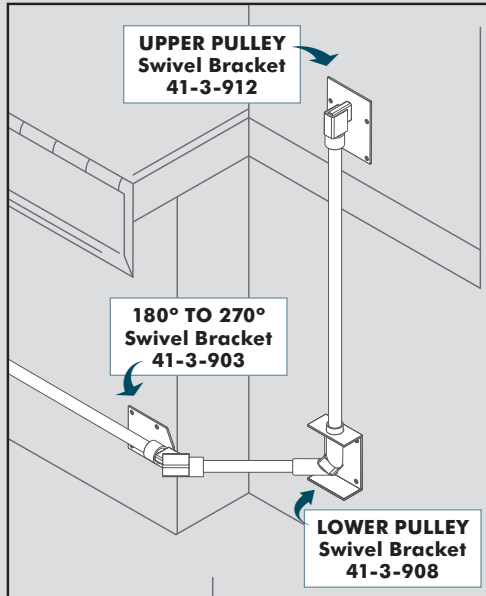
Exterior LED light display for vehicle drivers



Interior LED light display for dock personnel



Caution signs for inside and outside the dock



**1-800-236-7325**  
[www.novalocks.com](http://www.novalocks.com)



**WARNING:** This product can expose you to chemicals including lead, which are known to the State of California to cause cancer or birth defects or other reproductive harm. For more information go to [www.P65/Warnings.ca.gov](http://www.P65/Warnings.ca.gov)

# LOADING DOCK EQUIPMENT PRODUCTS BUILT FOR SAFETY, RELIABILITY AND STRENGTH



## VEHICLE RESTRAINTS

The most effective way to prevent accidents caused by trucks and trailers from prematurely pulling away from docks during loading and unloading.




## DOCK LEVELERS

Allow forklifts to make a smooth, safe transition between loading dock and trailer, reducing the effects of dock shock and the jarring that occurs when a lift truck crosses between the warehouse floor and trailer bed.




## SEALS AND SHELTERS

A wide variety of designs to fit your facility's needs for vehicle type, door size, dock height, driveway grade, dock traffic and weather conditions.



## SAFETY BARRIER PRODUCTS

Reduce your risk of injury as well as damage to your building, equipment and products.



## LOADING DOCK ACCESSORIES

Comprehensive line of loading dock accessories and loading dock aftermarket products to improve safety, productivity, security and environmental control.

Since 1986, NOVA has been providing innovation and reliability to the loading dock industry. We manufacture and distribute a comprehensive line of vehicle restraints, mechanical, air-powered and hydraulic dock levelers, edge-of-dock levelers, dock seals and shelters, safety barrier products, and other loading dock accessories to improve safety, productivity, security and environmental control.

For a dealer in your area or for additional information on routine service, preventative maintenance, product questions, or to request a quote, contact NOVA Technology.



1-800-236-7325  
[www.novalocks.com](http://www.novalocks.com)